

## NEXO GATE

### MAKING THE MOST OF DATA

**The Murrelektronik cloud is ideal for making the most of machine and plant data – and nexogate makes the perfect interface.**

Current process data is important to many people in a company: managers, maintenance personnel, programmers and technicians. The data is used to control production, deploy personnel and schedule maintenance or repair work. The data can also be transferred to another system without a complex interface.

The Murrelektronik cloud keeps users up to date with the information they need. Data can be retrieved from an online dashboard any time, anywhere, on any mobile device. Information distribution can be determined in advance so production planners can be sent information about current plant output while servo motor temperatures are sent to the maintenance team.

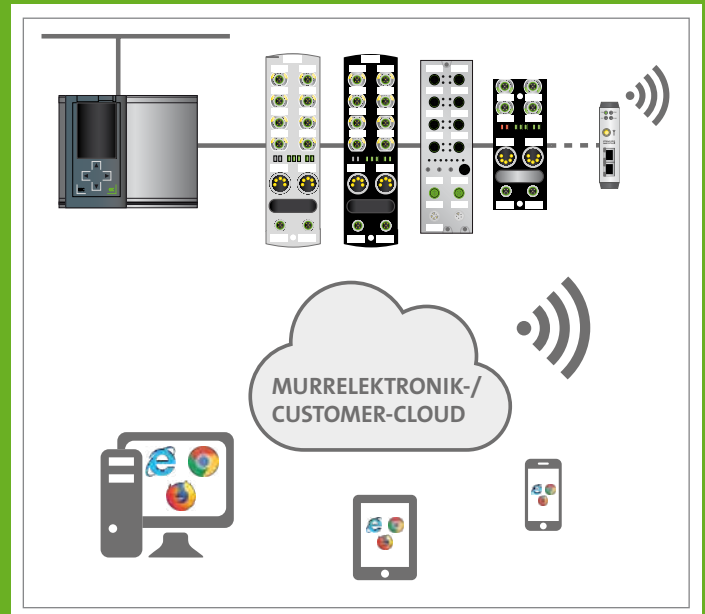
Occasionally, problems arise in the production process. In these times, quick responses are essential to avoiding escalating situations and expensive downtime. Threshold values for key figures can be defined in the dashboard. If they are exceeded or fail to be reached an email or text message is sent directly to the main point of contact so timely action can be taken.



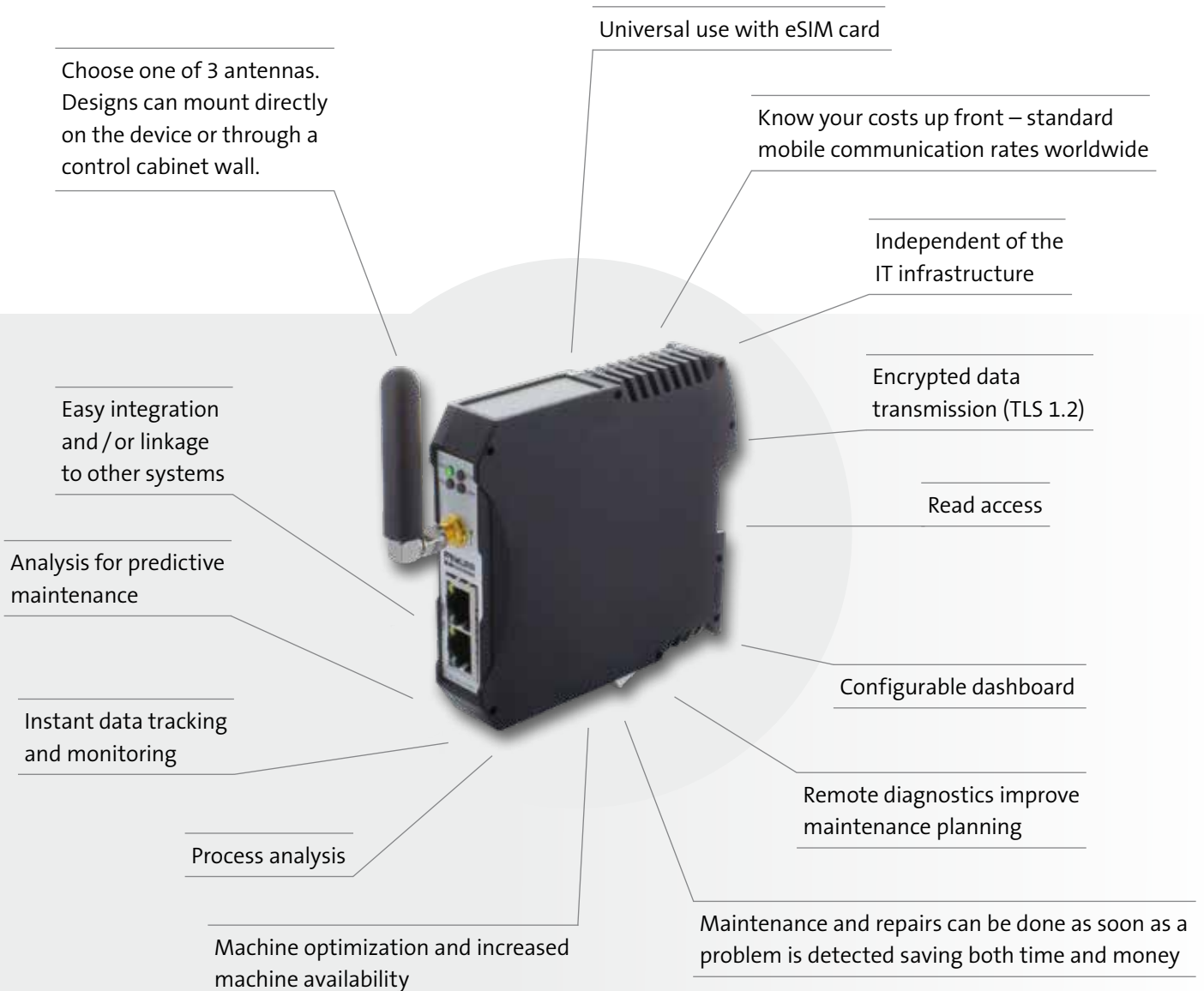
- Universal use with an eSIM card
- Independent of the IT infrastructure
- Predictive maintenance
- Data tracking and monitoring
- Process analysis and improvement
- Customized dashboard
- Easy integration and/or linkage in other systems

## DATA TRANSFER MADE EASY

Murrelektronik's nexogate transfers data from the industrial field to the cloud. This compact component is integrated into a PROFINET or EtherNet/IP network as an additional fieldbus module and transmits data to the Murrelektronik cloud via a mobile network. This data can be accessed anywhere in the world, at any time via any browser. Data transmission is independent of the on-site IT network. Information can be transmitted to the customer's own cloud via the LAN connection.



## NEXOGATE AT A GLANCE



## MURRELEKTRONIK CLOUD SERVICES

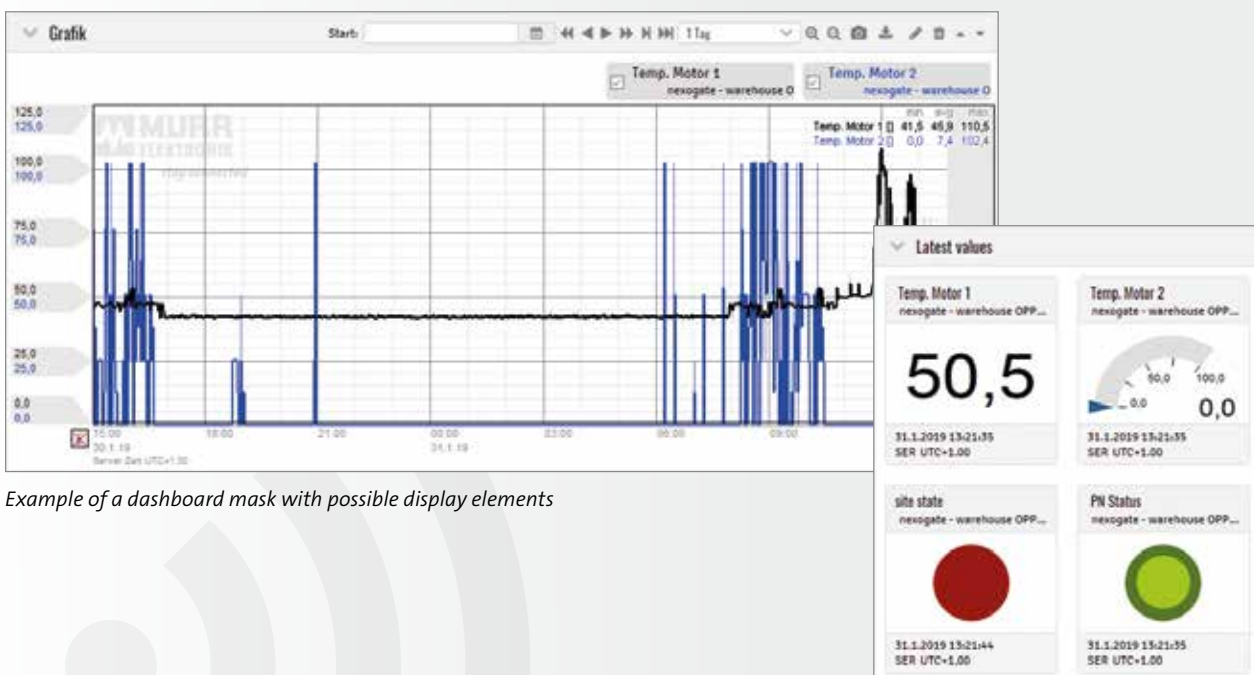
**The Murrelektronik cloud puts your data on an easy to understand dashboard.**

Customers can choose exactly what level of dashboard access to give each of their employees. Access levels range from cloud and equipment provision and setup via dashboard configuration to support with setting up the customer's own server.

With the API interface the Murrelektronik cloud can be linked to external systems including apps and other cloud based systems.

Billing is based on a credit system and depends on the selected operating mode (interval, wake-up or online), data transmission intervals, data volumes and other technical service settings. Users can define how often they want to view the data. It's possible to view different sets of data at different intervals so you may see one set every second but other sets may only be sent once a day, week or month. Notifications can be texted or emailed.

The defined values or areas can be illustrated in a variety of ways .



Example of a dashboard mask with possible display elements

# COMPACT

## TECHNICAL DATA / ARTICLE NUMBERS

Approvals:



nexogate cloud interface PN



nexogate cloud interface EIP



nexogate industrial controller



Order data	Art. No.	Art. No.	Art. No.
	57000	57001	57009
Electrical data			
Input voltage	9 ... 33 VDC	9 ... 33 VDC	9 ... 33 VDC
Curr. consumption / operating current	≤ 200 mA	≤ 200 mA	≤ 200 mA
Ports			
Fieldbus	PROFINET (10/100 MBit/s; 2 x RJ45)	EtherNet/IP (10/100 MBit/s; 2 x RJ45)	Ethernet port (10/100 MBit/s; 1 x RJ45)
Supply	Screw terminals		
Wireless technology			
Mobile communication standard	3 G		-
Frequency	2 G 850 MHz/900 MHz/1800 MHz/1900 MHz; UMTS B1, B2, B5, B6, B8, B19		-
Antenna input	SMA (50 Ω)		-
Mechanical data			
Standards	approved in following countries: AT, BE, BG, CH, CY, CZ, DE, DK, EE, ES, FI, FR, GB, GR, HR, HU, IE, IS, IT, LI, LT, LU, LV, MT, NL, NO, PL, PT, RO, SE, SI, SK		
Protection class	IP20		
Fastening type	snaps onto mounting rail TH35 (EN 60715)		
Dimensions H x W x D	100 x 22 x 115		
Weight in g (net)	150		120
Temperature range	-20 ... +60 °C (storage temperature -40 ... +75 °C)		
Housing material	Plastic		
Housing color	black		

Antenna 0° with 3-m cable, SMA



Antenna 90°, SMA



Antenna 0° with feed-through, SMA



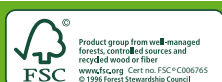
Approvals:



Order data	Art. No.	Art. No.	Art. No.
	57070	57071	57072
Electrical data			
Frequency	800/850/900/1800/1900 + 2100 MHz + 2600 MHz	750–960 MHz, 1700–2150 MHz, 2370–2650 MHz	
Amplification	0 dBi to +5 dBi	0 dB	
Mechanical data			
Protection class	IP69K (when built-in)	IP20	
Operating temperature	-40 °C to +85 °C		
Torque	0.8 Nm		

Ports	Length	Art. No.
Antenna cable 0° / 90°, SMA	0.5 m	57040
Antenna cable 0° / 90°, SMA	1.0 m	57041
Antenna cable 0° / 90°, SMA	4.0 m	57043
Antenna cable 0° / 90°, SMA	10.0 m	57045

Antenna cable for Art. No. 57072



These specifications were compiled with the greatest possible care. Liability for their correctness, completeness and currentness shall be confined to gross negligence. Art. No. 9871360

www.murrelektronik.com